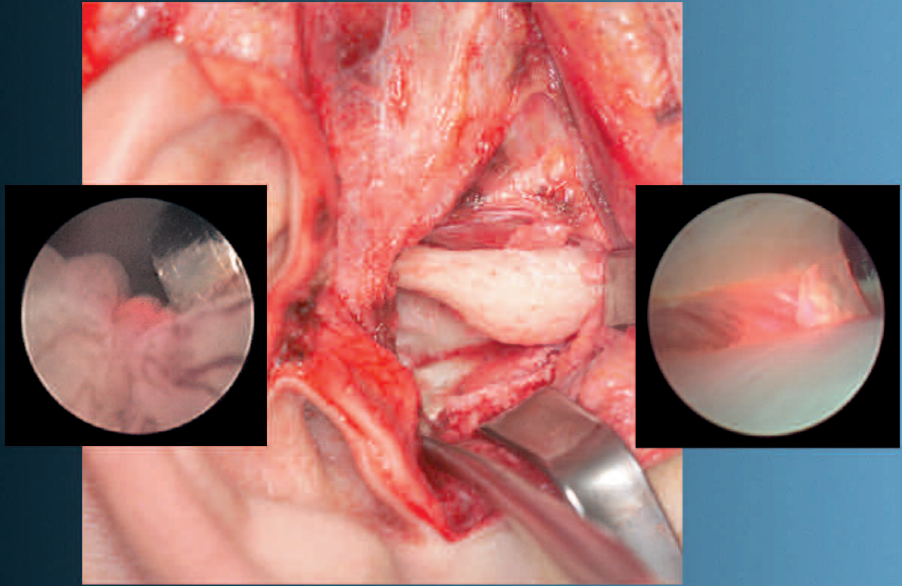


Surgical Treatment of Functional Temporomandibular Joint Disorders – Open versus Arthroscopic Surgery



Hands-on Human Cadaver Course

Vienna, October 18th – 21st, 2006

Hospital for Cranio-Maxillofacial and Oral Surgery,
Medical University of Vienna, Austria
Head: Univ.-Prof. DDr. Rolf Ewers
In cooperation with S.O.R.G.



S.O.R.G.

GENERAL INFORMATION

Chairman:

Gerhard UNDT, Vienna, Austria

Speakers:

Lambert G.M. de BONT, Groningen, Netherlands

Rolf EWERS, Vienna, Austria

Ken-Ichiro MURAKAMI, Kyoto, Japan

Peter D. QUINN, Philadelphia, USA

Michael RASSE, Innsbruck, Austria

Daniel B. SPAGNOLI, Charlotte, USA

Gerhard UNDT, Vienna, Austria

Topics:

- Disc displacement and degenerative joint disease
- Systemic disease
- Recurrent mandibular dislocation
- Posttraumatic deformity
- Total temporomandibular joint reconstruction
- Principles of TMJ arthroscopy
- Open approach to the TMJ

GENERAL INFORMATION

Course concept:

Who should attend:

This course is designed for those surgical specialists beginning their careers in temporomandibular joint surgery, as well as those experienced in open or arthroscopic surgical techniques who wish to continue to refine their diagnostic and surgical abilities.

The participant can select between:

- Complete course attendance including a 4-hour hands-on cadaver section (limited attendance on Friday, October 20th or Saturday, October 21st, 2006)
- Participation only to the theoretical sessions on October 18th – 19th, 2006

Course language: English, no simultaneous translation will be provided.

Locations:

Theoretical lectures on Wednesday, Oct. 18th and Thursday, Oct. 19th, 2006:

Palais Auersperg, Auerspergstraße 1, A-1080 Vienna

Cadaver Workshops on Friday, Oct. 20th or Saturday, Oct. 21st, 2006:

Institute of Anatomy, 2nd floor, Waehring Str. 13, A-1090 Vienna

GENERAL INFORMATION

Participant Fees:

- Complete participation including workshop attendance
950.00 € Residents: 680.00 €
- Without workshop attendance
540.00 € Residents: 360.00 €

Early bird discount:

We credit the receipt of your registration before July 31st, 2006, with a discount of 10% on the above mentioned prices.

EACMFS Accreditation:

This course is pending for EACMFS credits.

Hotel Recommendation:

Hotel de France

A-1010 Vienna, Schottenring 3
Phone: +43-1-313 68/0, Fax: +43-1-319 59 59
E-mail: defrance@austria-hotels.co.at

Hotel Regina

A-1090 Vienna, Rooseveltplatz 15
Phone: +43-1-404 46/0
E-mail: eva.kremslehner@kremslehnerhotels.at

Hotel Arcotel Boltzmann

A-1090 Vienna, Boltzmanngasse 8
Phone: +43-1-316 12/0
E-mail: Boltzmann@arcotel.co.at

We kindly ask you to make your reservation directly at the hotel.
Please refer to the congress for special conditions.

1ST DAY – THEORETICAL LECTURES

Palais Auersperg

(Wednesday, October 18th, 2006)

08:00-09:00	Registration		
09:00-09:10	Welcome address	10'	<i>Ewers</i>
09:10-09:20	Introduction	10'	<i>Undt</i>
09:20-09:50	Functional anatomy of the TMJ	30'	<i>Rasse</i>
09:50-10:20	Arthroscopic anatomy and histology of the TMJ	30'	<i>Murakami</i>
10:20-10:40	Coffee break	20'	
10:40-11:20	The biologic base of TMJ disorders and rationale for surgery	40'	<i>de Bont</i>
11:20-11:50	Remodelling of the TMJ	30'	<i>Ewers</i>
11:50-12:30	Open surgery for internal derangements	40'	<i>Quinn</i>
12:30-13:30	Lunch	60'	
13:30-14:10	Arthroscopic surgery for disc displacement and osteoarthritis	40'	<i>Undt</i>
14:10-14:50	30 years experience in TMJ arthroscopic surgery	40'	<i>Murakami</i>
14:50-15:10	Reconstruction of joint surfaces with extra-corporally augmented autologous chondrocytes in case of TMJ osteoarthrosis	20'	<i>Rasse</i>
15:10-15:30	Reconstruction of joint surfaces with extra-corporally augmented autologous chondrocytes in case of TMJ ankylosis	20'	<i>Undt</i>
15:30-15:50	Coffee break	20'	
15:50-16:20	Arthroscopic arthroplasty and arthroscopic disectomy	30'	<i>Spagnoli</i>
16:20-16:50	Surgical treatment of recurrent mandibular dislocation	30'	<i>Undt</i>
16:50-17:20	Diagnosis and treatment of condylar hyperplasia	30'	<i>Quinn</i>
17:20-18:00	Final discussion	40'	

2ND DAY – THEORETICAL LECTURES

Palais Auersperg

(Thursday, October 19th, 2006)

09:00-09:30	Navigation and telenavigation for TMJ surgery	30'	<i>Ewers</i>
09:30-10:10	Autogenous and alloplastic TMJ reconstruction	40'	<i>Quinn</i>
10:10-10:30	Coffee break	20'	
10:30-11:00	Osteodistraction for lengthening of the mandibular ramus	30'	<i>Rasse</i>
11:00-11:30	Arthroscopic assistance for open TMJ surgery	30'	<i>Undt</i>
11:30-12:00	Open versus arthroscopic TMJ surgery – the Groningen experience	30'	<i>de Bont</i>
12:00-12:30	Discussion	30'	
12:30-13:30	Lunch for all participants	60'	
	Introduction to the hands-on workshop		
13:30-14:00	The combined auricular and transoral approach of the TMJ	30'	<i>Rasse</i>
14:00-14:30	The retromandibular approach of the condylar process	30'	<i>Quinn</i>
14:30-15:00	OR setup and instrumentation for arthroscopic TMJ surgery	30'	<i>Undt</i>
15:00-15:20	Coffee break	20'	
15:20-15:50	Portals of entry and puncturing techniques in arthroscopic surgery	30'	<i>Murakami</i>
15:50-16:20	Avoiding complications in open TMJ surgery	30'	<i>Quinn</i>
16:20-16:50	Avoiding complications in arthroscopic TMJ surgery	30'	<i>Undt</i>
16:50-17:30	Final discussion	40'	

PRACTICAL WORKSHOP SESSIONS

**Institute of Anatomy,
Waehringer Str. 13, A-1090 Wien**

Limited attendance hands-on workshop

Participants selecting the complete participation including the 4-hour hands-on cadaver section can choose one of the following options:

Friday, October 20th, 2006

08:00 – 12:00 **Group A**

12:00 – 13:00 Lunch for both groups

Or alternatively:

13:00 – 17:00 **Group B**

Or alternatively:

Saturday, October 21st, 2006

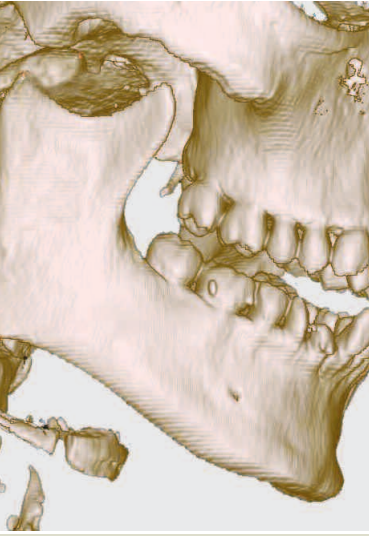
08:00 – 12:00 **Group C**

12:00 – 13:00 Lunch for group C

Please mark on your registration form, which group you want to join.

Each group is limited to a maximum of 24 participants. The fees are based on two attendees per video-arthroscopy unit and per fresh human cadaveric specimen (one joint for each participant). As the number of cadaveric specimens is limited, attendees will be selected on a first registered, first accepted basis.

Oral & Maxillofacial Surgery



The ultimate instrument set
for various treatment options
and accesses of T.M.J. fractures
and disorders.

Functional, ergonomic and
comprehensive.

Surgical Innovation is our Passion.

KLS martin
GROUP

Registration Form:

for the Symposium

Surgical Treatment of Functional Temporomandibular Joint Disorders

– Open versus Arthroscopic Surgery, Vienna, October 18th -21st, 2006

Payable in advance: (Please indicate: "Vienna - October 2006")

by Bank Transfer

Bank: Kreissparkasse Tuttlingen

Account No: 10234 Bank Code: 643 500 70

IBAN: DE 15 6435 0070 0000 0102 34

BIC: SOLADE S1 TUT

by Credit Card

Visa

Mastercard

Card Holder: _____

Card No: _ _ _ _ _ _ _ _ _ _

Expiration Date: _ _ / _ _

Signature: _____

Please return this form to:

S.O.R.G. Secretary

Mr. Oliver Scheunemann

c/o Gebrüder Martin GmbH & Co. KG

Postfach 60

D - 78501 Tuttlingen

Please type/print your name and address:

Title	First name	Family name
-------	------------	-------------

Hospital

Address

City	Country
------	---------

Phone No.	Fax No.
-----------	---------

E-Mail



I want to register:

- Complete registration (lectures and hands-on workshops)

Course tuition: Medical Doctors 950.00 € – Residents 680.00 €

For the practical hands-on session, I prefer

- Group A: on Friday, October 20th, 2006, 08:00 – 12:00
Alt. Group B: on Friday, October 20th, 2006, 13:00 – 17:00
Alt. Group C: on Saturday, October 21st, 2006, 08:00 – 12:00

- Theoretical lectures only, without workshop attendance

Course tuition: Medical Doctors 540.00 € – Residents 360.00 €

My current status is:

- Medical Doctor
 Resident

Early bird discount:

If your registration arrives before July 31st, 2006, the a.m. prices can be deducted by 10%.

The total fee is

.....€



GENERAL INFORMATION

Registration and Information:

S.O.R.G. Secretary
Mr. Oliver Scheunemann
Secretary Mrs. Kerstin Braun
c/o Gebrueder Martin GmbH & Co. KG
Ludwigstaler Str. 132
D-78532 Tuttlingen

Tel.: ++49(0)7461/706-216
Fax: ++49(0)7461/706-350

www.sorg-group.com

Participant Fees:

- Complete participation including workshop attendance
950.00 € Residents: 680.00 €
- Without workshop attendance
540.00 € Residents: 360.00 €


Early bird discount:

We credit the receipt of your registration before July 31st, 2006, with a discount of 10% on the above mentioned prices.

Please pay in advance by bank transfer or indicate your credit card details (only Mastercard or Visa accepted)

Bank: Kreissparkasse Tuttlingen
Account No. 10234
Bank Code: 643 500 70
IBAN: DE 15 6435 0070 0000 0102 34
BIC: SOLADE 51 TUT

Please indicate as reference: "Vienna – October 2006"



A Revolution in Cranio-Maxillofacial Osteosynthesis

SonicWeld Rx[®]

Experience all benefits of a unique and revolutionary osteosynthesis technique worldwide:

- 100% amorphous and biodegradable thanks to pure PDLLA
- Highest stability thanks to cortical as well as cancellous anchorage and immediate locking effect between PDLLA pin and plate
- Unprecedented application and safest handling thanks to ultrasonic driven introduction of the resorbable materials

Surgical Innovation is our Passion.

KLS martin
GROUP